

January 19, 2011

Mr. Muhaned Aljabiry
California Department of Transportation
Division of Transportation Programming, MS82
P.O. Box 942874
Sacramento, CA 64274-0001

Attention: Lima Huy

Subject: Submittal of the Madera County Amendment #1 (Type 3) to the 2011 FTIP

Dear Mr. Aljabiry:

Enclosed for your review and approval is Amendment #1 (Type 3) to the 2011 Federal Transportation Improvement Program (Interim FTIP).

Documentation associated with this amendment is provided as indicated below:

- **Project List:** Attachment 1 includes a summary of programming changes that result from Amendment #1 to the 2011 FTIP. These projects and/or project phases are consistent with the 2011 Regional Transportation Plan (RTP), which was adopted by MCTC on July 21, 2010. The attachment also includes the CTIPs printout for the project changes to the 2011 FTIP via Amendment #1.
- **Updated Financial Plan:** Attachment 2. The Financial Plan from the 2011 FTIP has been updated to include the project list as provided in Attachment 1.
- **Conformity Requirements:** The proposed project changes have been determined to be exempt from the requirement that a conformity determination and/or regional emissions analysis be performed per 40 CFR 93.126, 93.127, or 93.128. Because the projects are exempt, no further conformity determination is required. Except for Project No. MAD41700, a non-exempt regionally significant project, however the change does not reflect a change in the design concept and scope of the project or the conformity analysis years as assumed for the regional emissions analysis of the currently conforming RTP and TIP, therefore, no further conformity determination is required.

In addition, the projects and/or project phases contained in Amendment #1 do not interfere with the timely implementation of any approved TCMs.

- Public Involvement: Attachment 3 includes the Draft Public Notice and Adoption Resolution.

A 7-day public review and interagency consultation period was completed on January 13, 2011. A public hearing was held at our regularly scheduled Board meeting on January 19, 2011. The final document has been updated to address public comments received. The public participation process for Amendment #1 to the 2011 FTIP is consistent with MCTC board adopted public participation plan. On January 19, 2011, the MCTC Board of Directors approved Amendment #1 to the 2011 FTIP. State and federal approval is required.

Included with this letter are two hard copies of Amendment #1 to the 2011 FTIP. An electronic copy of the four year financial plan will be sent via email. Amendment #1 to the 2011 FTIP is available online on the MCTC website at <http://www.maderactc.org>.

If you have any questions regarding this document, please contact Derek Winning at 559-675-0721.

Sincerely,



Patricia Taylor, Executive Director
Madera County Transportation Commission

cc:

Sue Kiser, Federal Highway Administration
Ted Matley, Federal Transit Administration
Lisa Hanf, Environmental Protection Agency

Ms. Sharri Bender-Ehlert, Caltrans District 6
Mr. Steve Curti, Caltrans District 6
Mr. Jim Perrault, Caltrans DLAE

Executive Directors, Valley MPOs
Cari Anderson, CAC

Madera County - Federal Transportation Improvement Program
(Dollars in Whole)
Local Highway System

DIST: PPNO: EA: CTIPS ID: 06 221-0000-0160	TITLE (DESCRIPTION): CMAQ; Construct Class I Bicycle Path (City of Madera; Construct Class I Bicycle Path - Fresno River Trail, Gateway & UPRR Undercrossing)	MPO Aprv: / / State Aprv: / / Federal Aprv: / /
COUNTY: ROUTE: PM: Madera County		EPA TABLE II or III EXEMPT CATEGORY: Bicycle and pedestrian facilities.

IMPLEMENTING AGENCY: Madera, City of MPO ID: MAD202046

PRJ MGR: MATT BULLIS PHONE: (559) 661-5414 EMAIL:

PROJECT VERSION HISTORY *(Printed Version is Shaded)*

(Dollars in whole)

Version	Status	Official Date	Updated By	Change Reason	Amend No.	Prog Con	Prog RW	PE				
5	Active	01/13/2011	DWINNING	Amendment - Cost/Scope/Sch. Change	1	513,000		20,000				
4	Official	07/21/2010	DWINNING	Adoption - Carry Over		337,000		25,000				
3	Official	07/23/2008	DWINNING	Adoption - Carry Over		338,000						
2	Official	07/19/2006	DWINNING	Adoption - Carry Over		338,000						
1	Official	04/20/2005	BSTONE	Amendment - New Project	5	338,000						
• CMAQ -				<u>PRIOR</u>	<u>10/11</u>	<u>11/12</u>	<u>12/13</u>	<u>13/14</u>	<u>14/15</u>	<u>15/16</u>	<u>BEYOND</u>	<u>TOTAL</u>
• Fund Source 1 of 2				PE								
• Fund Type: Congestion Mitigation				RW								
• Funding Agency:				CON	298,000						298,000	
				TOTAL	298,000						298,000	
• Local Funds -				<u>PRIOR</u>	<u>10/11</u>	<u>11/12</u>	<u>12/13</u>	<u>13/14</u>	<u>14/15</u>	<u>15/16</u>	<u>BEYOND</u>	<u>TOTAL</u>
• Fund Source 2 of 2				PE	20,000						20,000	
• Fund Type: City Funds				RW								
• Funding Agency: Madera, City of				CON	215,000						215,000	
				TOTAL	20,000	215,000					235,000	
Project Total				<u>PRIOR</u>	<u>10/11</u>	<u>11/12</u>	<u>12/13</u>	<u>13/14</u>	<u>14/15</u>	<u>15/16</u>	<u>BEYOND</u>	<u>TOTAL</u>
				PE	20,000						20,000	
				RW								
				CON	513,000						513,000	
				TOTAL	20,000	513,000					533,000	

Comments:

***** Version 5 - 01/13/2011 *****
RTP ID: 2011 RTP, Page 4-48
***** Version 4 - 04/22/2010 *****
***** Version 3 - 05/07/2008 *****
***** Version 2 - 04/27/2006 *****
carry forward from 2004 FTIP
***** Version 1 - 03/31/2005 *****

Madera County - Federal Transportation Improvement Program
(Dollars in Whole)
Local Highway System

DIST: PPNO: EA: CTIPS ID: 06 221-0000-0194	TITLE (DESCRIPTION): CMAQ; Bicycle/Pedestrian Facilities (City of Madera; Class I Bike/Ped; Schnoor Bridge, Fresno River Trail; construct undercrossing)	MPO Aprv: / / State Aprv: / / Federal Aprv: / /
COUNTY: ROUTE: PM: Madera County		EPA TABLE II or III EXEMPT CATEGORY: Bicycle and pedestrian facilities.

IMPLEMENTING AGENCY: Madera, City of MPO ID: MAD202062

PRJ MGR: MATT BULLIS PHONE: (559) 661-5414 EMAIL:

PROJECT VERSION HISTORY (Printed Version is Shaded)

(Dollars in whole)

Version	Status	Official Date	Updated By	Change Reason	Amend No.	Prog Con	Prog RW	PE
5	Active	01/13/2011	DWINNING	Amendment - Cost/Scope/Sch. Change	1	388,000		30,000
4	Official	07/21/2010	DWINNING	Adoption - Carry Over		249,000		25,000
3	Official	07/23/2008	DWINNING	Adoption - Carry Over		248,000		
2	Official	05/23/2007	DWINNING	Amendment - Cost/Scope/Sch. Change	2	245,000		
1	Official	07/19/2006	DWINNING	Adoption - New Project		245,000		

* CMAQ -		PRIOR	10/11	11/12	12/13	13/14	14/15	15/16	BEYOND	TOTAL
* Fund Source 1 of 3	PE									
* Fund Type: Congestion Mitigation	RW									
* Funding Agency: Madera, City of	CON		220,000							220,000
	TOTAL		220,000							220,000

* Local Funds -		PRIOR	10/11	11/12	12/13	13/14	14/15	15/16	BEYOND	TOTAL
* Fund Source 2 of 3	PE	30,000								30,000
* Fund Type: City Funds	RW									
* Funding Agency: Madera, City of	CON		29,000							29,000
	TOTAL	30,000	29,000							59,000

* RIP -		PRIOR	10/11	11/12	12/13	13/14	14/15	15/16	BEYOND	TOTAL
* Fund Source 3 of 3	PE									
* Fund Type: STP Enhancement	RW									
* Funding Agency: Madera, City of	CON		139,000							139,000
	TOTAL		139,000							139,000

Project Total		PRIOR	10/11	11/12	12/13	13/14	14/15	15/16	BEYOND	TOTAL
	PE	30,000								30,000
	RW									
	CON	139,000	249,000							388,000
	TOTAL	169,000	249,000							418,000

Comments:
 ***** Version 5 - 01/13/2011 *****
 RTP ID: 2011 RTP, Page 4-42
 ***** Version 4 - 04/22/2010 *****
 ***** Version 3 - 05/07/2008 *****
 ***** Version 2 - 02/12/2007 *****
 ***** Version 1 - 05/03/2006 *****

Madera County - Federal Transportation Improvement Program
(Dollars in Whole)
Transit System

DIST: PPNO: EA: CTIPS ID: 06 COUNTY: ROUTE: PM: Madera County	TITLE (DESCRIPTION): 5311; County Operating Assistance (County of Madera; Section 5311; Operating Assistance)	MPO Aprv: / / State Aprv: / / Federal Aprv: / / EPA TABLE II or III EXEMPT CATEGORY: Transit operating assistance.
--	---	--

IMPLEMENTING AGENCY: Madera County MPO ID: MAD113037

PRJ MGR: JARED CARTER PHONE: (559) 675-7811 EMAIL:

PROJECT VERSION HISTORY *(Printed Version is Shaded)*

(Dollars in whole)

Version	Status	Official Date	Updated By	Change Reason	Amend No.	Prog Con	Prog RW	PE				
3	Active	01/13/2011	DWINNING	Amendment - Cost/Scope/Sch. Change	1	609,000						
2	Official	07/21/2010	DWINNING	Adoption - Carry Over		462,000						
1	Official	07/23/2008	DWINNING	Adoption - New Project		476,000						
• FTA Funds -				<u>PRIOR</u>	<u>10/11</u>	<u>11/12</u>	<u>12/13</u>	<u>13/14</u>	<u>14/15</u>	<u>15/16</u>	<u>BEYOND</u>	<u>TOTAL</u>
• Fund Source 1 of 2			PE									
• Fund Type: FTA 5311 - Non Urbanized			RW									
• Funding Agency: Madera County			CON	337,000								337,000
			TOTAL	337,000								337,000
• Local Funds -				<u>PRIOR</u>	<u>10/11</u>	<u>11/12</u>	<u>12/13</u>	<u>13/14</u>	<u>14/15</u>	<u>15/16</u>	<u>BEYOND</u>	<u>TOTAL</u>
• Fund Source 2 of 2			PE									
• Fund Type: County Funds			RW									
• Funding Agency: Madera County			CON	272,000								272,000
			TOTAL	272,000								272,000
Project Total				<u>PRIOR</u>	<u>10/11</u>	<u>11/12</u>	<u>12/13</u>	<u>13/14</u>	<u>14/15</u>	<u>15/16</u>	<u>BEYOND</u>	<u>TOTAL</u>
			PE									
			RW									
			CON	609,000								609,000
			TOTAL	609,000								609,000

Comments:

***** Version 3 - 01/13/2011 *****
RTP ID: 2011 RTP, Page 4-32
***** Version 2 - 04/22/2010 *****
***** Version 1 - 05/07/2008 *****

**Madera County - Federal Transportation Improvement Program
(Dollars in Whole)
State Highway System**

DIST: PPNO: EA: CTIPS ID: 06 221-0000-0309	TITLE (DESCRIPTION): Madera County Route 99 Corridor Bridge E (Madera County Route 99 Corridor Bridge Enhancement (At various locations from Ave 7 to Le Grand Ave. Install aesthetic bridge enhancements)	MPO Aprv: / / State Aprv: / / Federal Aprv: / /
COUNTY: ROUTE: PM: Madera County 99 0.9 / 28.2		EPA TABLE II or III EXEMPT CATEGORY: Transportation enhancement activities.

IMPLEMENTING AGENCY: Caltrans MPO ID: MAD418003

PRJ MGR: ABDUL EL-DAHABI PHONE: (559) 243-3445 EMAIL:

PROJECT VERSION HISTORY (Printed Version is Shaded)

(Dollars in whole)

Version	Status	Official Date	Updated By	Change Reason	Amend No.	Prog Con	Prog RW	PE
1	Active	01/13/2011	DWINNING	Amendment - New Project	1	445,000	2,000	84,000
• IIP -			<u>PRIOR</u>					<u>TOTAL</u>
• Fund Source 1 of 1			PE			24,000	60,000	84,000
• Fund Type: STP Enhancements			RW			2,000		2,000
• Funding Agency: Caltrans			CON			445,000		445,000
			<u>TOTAL</u>			24,000	60,000	2,000
						445,000		531,000

Comments:

***** Version 1 - 01/13/2011 *****

Madera County - Federal Transportation Improvement Program
(Dollars in Whole)
State Highway System

DIST: 06 PPNO: 06 COUNTY: Madera County	EA: ROUTE:	CTIPS ID: 221-0000-0235 PM:	TITLE (DESCRIPTION): SR 99/Ave 12 Interchange Reconstruction (County of Madera; Reconstruct and widen SR99/Ave 12 Interchange)	MPO Aprv: / / State Aprv: / / Federal Aprv: / /
IMPLEMENTING AGENCY: Caltrans				EPA TABLE II or III EXEMPT CATEGORY:

IMPLEMENTING AGENCY: Caltrans MPO ID: MAD417001

PRJ MGR: JIM BANE PHONE: (559) 243-3469 EMAIL:

PROJECT VERSION HISTORY *(Printed Version is Shaded)*

(Dollars in whole)

Version	Status	Official Date	Updated By	Change Reason	Amend No.	Prog Con	Prog RW	PE				
7	Active	01/13/2011	DWINNING	Amendment - Cost/Scope/Sch. Change	1	54,800,000	7,200,000	6,000,000				
6	Official	07/21/2010	DWINNING	Adoption - Carry Over		56,823,000	5,177,000	6,000,000				
5	Official	09/17/2010	DWINNING	Amendment - Cost/Scope/Sch. Change	17	54,800,000	7,200,000	6,000,000				
4	Official	01/21/2009	DWINNING	Amendment - Cost/Scope/Sch. Change	3	56,823,000	5,177,000	6,000,000				
3	Official	10/01/2008	DWINNING	Amendment - Cost/Scope/Sch. Change	1	1,000						
2	Official	07/23/2008	DWINNING	Adoption - Carry Over				6,000,000				
1	Official	05/23/2007	DWINNING	Amendment - New Project	2	54,800,000	7,200,000	6,000,000				
• State Bond -				PRIOR	10/11	11/12	12/13	13/14	14/15	15/16	BEYOND	TOTAL
• Fund Source 1 of 4				PE								
• Fund Type: State Route 99 Corridor				RW								
• Funding Agency: Caltrans				CON		48,400,000						48,400,000
				TOTAL		48,400,000						48,400,000
• RIP -				PRIOR	10/11	11/12	12/13	13/14	14/15	15/16	BEYOND	TOTAL
• Fund Source 2 of 4				PE	6,000,000							6,000,000
• Fund Type: STIP Advance Construction				RW	2,023,000							2,023,000
• Funding Agency: Madera County Transportation Commission				CON								
				TOTAL	8,023,000							8,023,000
• Local Funds -				PRIOR	10/11	11/12	12/13	13/14	14/15	15/16	BEYOND	TOTAL
• Fund Source 3 of 4				PE								
• Fund Type: Local Measure				RW	5,177,000							5,177,000
• Funding Agency: Madera County Transportation Commission				CON		2,480,000						2,480,000
				TOTAL	5,177,000	2,480,000						7,657,000
• Local Funds -				PRIOR	10/11	11/12	12/13	13/14	14/15	15/16	BEYOND	TOTAL
• Fund Source 4 of 4				PE								
• Fund Type: Developer Fees				RW								
• Funding Agency: Madera County				CON		3,920,000						3,920,000
				TOTAL		3,920,000						3,920,000
Project Total				PRIOR	10/11	11/12	12/13	13/14	14/15	15/16	BEYOND	TOTAL
				PE	6,000,000							6,000,000
				RW	7,200,000							7,200,000
				CON		54,800,000						54,800,000
				TOTAL	13,200,000	54,800,000						68,000,000

Comments:

***** Version 7 - 01/13/2011 *****

RTP ID: 2011 RTP, Page 4-15

***** Version 6 - 10/18/2010 *****

***** Version 5 - 09/17/2010 *****

***** Version 4 - 10/30/2008 *****

Amendment No. 1 withdrawn

***** Version 3 - 08/28/2008 *****

Interim TIP Code: 9.01

RTP ID: MAD07RTP540002, Page 5-15

***** Version 2 - 05/15/2008 *****

***** Version 1 - 02/28/2007 *****

Madera County - Federal Transportation Improvement Program
(Dollars in Whole)
State Highway System

DIST: PPNO: EA: CTIPS ID: 06 221-0000-0036	TITLE (DESCRIPTION): Lump Sum; HBP (Caltrans; HBP Highway Bridge Program; various locations; non-capacity increasing projects only (includes seismic retrofit) (80/20 federal/state match))	MPO Aprv: / / State Aprv: / / Federal Aprv: / /
COUNTY: ROUTE: PM: Madera County		EPA TABLE II or III EXEMPT CATEGORY: Non capacity widening or bridge reconstruction.

IMPLEMENTING AGENCY: Various Agencies

MPO ID: MAD410001

PRJ MGR:

PHONE:

EMAIL:

PROJECT VERSION HISTORY (Printed Version is Shaded)

(Dollars in whole)

Version	Status	Official Date	Updated By	Change Reason	Amend No.	Prog Con	Prog RW	PE
14	Active	01/13/2011	DWINNING	Amendment - Cost/Scope/Sch. Change	1	3,283,000		
13	Official	07/21/2010	DWINNING	Adoption - Carry Over		5,944,000		
12	Official	08/16/2010	DWINNING	Amendment - Cost/Scope/Sch. Change	16	5,944,000		
11	Official	03/17/2010	DWINNING	Amendment - Cost/Scope/Sch. Change	15	6,030,000		
10	Official	07/23/2008	DWINNING	Adoption - Carry Over		1,479,000		
9	Official	01/30/2008	DWINNING	Amendment - Other (Explain ==>)	9	3,706,000		
8	Official	01/09/2008	DWINNING	Amendment - Cost/Scope/Sch. Change	7	3,706,000		
7	Official	10/03/2007	DWINNING	Amendment - Cost/Scope/Sch. Change	5	3,626,000		
6	Official	07/19/2006	DWINNING	Adoption - Carry Over		3,386,000		

	PRIOR	10/11	11/12	12/13	13/14	14/15	15/16	BEYOND	TOTAL
• Local HBRR - Local FHWA - HBRR									
• Fund Source 1 of 2	PE								
• Fund Type: Highway Bridge Program	RW								
• Funding Agency: Caltrans	CON	2,312,000	703,000	112,000					3,127,000
	TOTAL	2,312,000	703,000	112,000					3,127,000
• Local Funds -	PRIOR	10/11	11/12	12/13	13/14	14/15	15/16	BEYOND	TOTAL
• Fund Source 2 of 2	PE								
• Fund Type: County Funds	RW								
• Funding Agency: Madera County	CON	78,000	63,000	15,000					156,000
	TOTAL	78,000	63,000	15,000					156,000
Project Total	PRIOR	10/11	11/12	12/13	13/14	14/15	15/16	BEYOND	TOTAL
	PE								
	RW								
	CON	2,390,000	766,000	127,000					3,283,000
	TOTAL	2,390,000	766,000	127,000					3,283,000

Comments:

***** Version 14 - 01/13/2011 *****

100% Fed

RTP ID: 2011 RTP, Page 4-26

***** Version 13 - 10/18/2010 *****

***** Version 12 - 07/28/2010 *****

***** Version 11 - 03/11/2010 *****

***** Version 10 - 05/15/2008 *****

***** Version 9 - 01/29/2008 *****

Per Caltrans memo 12/27/2007

***** Version 8 - 01/09/2008 *****

Per Caltrans memo 8/1/2007

***** Version 7 - 02/12/2007 *****

Per Caltrans memo 1/4/2007

***** Version 6 - 04/26/2006 *****

***** Version 5 - 04/18/2005 *****

per Division of Local Assistance 04/04/05

***** Version 4 - 11/23/2004 *****

per Division of Local Assistance 11/19/2004

***** Version 3 - 05/18/2004 *****

***** Version 2 - 04/06/2002 *****

Per Caltrans' memo, projects are consistent with 40 CFR Part 93.126, 127, 128, Exempt Tables 2 & 3.

Attachment 2
2011 FTIP Financial Summary

TABLE 1: REVENUE

State of California
2010/11-2013/14 Federal Transportation Improvement Program
MPO: MCTC
Amendment No. 1
(\$'s in \$1,000)

FUNDING SOURCE		2010/11		2011/12		2012/13		2013/14		CURRENT TOTAL
		Previous	Current	Previous	Current	Previous	Current	Previous	Current	
LOCAL	Sales Tax	\$0	\$0	\$0	\$0	\$0	\$0	\$0	\$0	\$0
	-- City									\$0
	-- County									\$0
	-- Other (Transportation Development Act)									\$0
	Gas Tax	\$0	\$0	\$0	\$0	\$0	\$0	\$0	\$0	\$0
	-- Gas Tax (Subventions to Cities)									\$0
	-- Gas Tax (Subventions to Counties)									\$0
	Other Local Funds	\$1,579	\$1,859	\$5,484	\$5,499	\$3,745	\$3,745	\$1,761	\$1,761	\$12,864
	-- City General Funds									\$0
	-- Street Taxes and Developer Fees									\$0
-- Other (Locally Committed Funds)	\$1,579	\$1,859	\$5,484	\$5,499	\$3,745	\$3,745	\$1,761	\$1,761	\$12,864	
Transit	\$0	\$0	\$0	\$0	\$0	\$0	\$0	\$0	\$0	
-- Transit Fares									\$0	
-- Other Transit (e.g., parcel/property taxes, parking revenue, etc)									\$0	
Tolls (e.g., non-state owned bridges)									\$0	
Other (Please specify - Add additional lines if needed)									\$0	
Local Total	\$1,579	\$1,859	\$5,484	\$5,499	\$3,745	\$3,745	\$1,761	\$1,761	\$12,864	
REGIONAL	Tolls	\$0	\$0	\$0	\$0	\$0	\$0	\$0	\$0	\$0
	-- Bridge									\$0
	-- Corridor									\$0
	Regional Transit Fares/Measures									\$0
	Regional Sales Tax	\$3,600	\$3,600	\$2,480	\$2,480					\$6,080
	Regional Bond Revenue									\$0
	Regional Gas Tax									\$0
	Vehicle Registration Fees (CARB Fees, SAFE)									\$0
	Other (Please specify - Add additional lines if needed)									\$0
	Regional Total	\$3,600	\$3,600	\$2,480	\$2,480	\$0	\$0	\$0	\$0	\$6,080
STATE	State Highway Operations and Protection Program (SHOPP-Grand Total)	\$9,402	\$9,402	\$39,147	\$39,147	\$0	\$0	\$0	\$0	\$48,549
	SHOPP (Including Augmentation)	\$9,402	\$9,402	\$39,147	\$39,147					\$48,549
	SHOPP Prior*									\$0
	SHOPP Minor									\$0
	State Transportation Improvement Program (Grand Total: STIP, STIP Prior, 1E)	\$6,300	\$6,324	\$200	\$260	\$96	\$98	\$96	\$541	\$7,223
	STIP (Including Augmentation)	\$6,300	\$6,300	\$200	\$200	\$96	\$96	\$96	\$96	\$6,692
	Transportation Enhancement	\$0	\$24	\$0	\$60	\$0	\$2	\$0	\$445	\$531
	STIP Prior*									\$0
	Transportation Enhancement									\$0
	Proposition 1 B ⁴			\$48,400	\$48,400					\$48,400
	GARVEE Bonds (Includes Debt Service Payments)									\$0
	Highway Maintenance (HM)	\$3,074	\$3,074							\$3,074
	Traffic Congestion Relief Program (TCRP)									\$0
State Transit Assistance (STA) (e.g., population/revenue based, Prop 42)									\$0	
Other (Please specify - Add additional lines if needed)									\$0	
State Total	\$18,776	\$18,800	\$87,747	\$87,807	\$96	\$98	\$96	\$541	\$107,246	

TABLE 1: REVENUE

State of California
2010/11-2013/14 Federal Transportation Improvement Program
MPO: MCTC
Amendment No. 1
(\$'s in \$1,000)

FUNDING SOURCE		2010/11		2011/12		2012/13		2013/14		CURRENT TOTAL
		Previous	Current	Previous	Current	Previous	Current	Previous	Current	
FEDERAL TRANSIT	Bus and Bus Related Grants (5309c)									\$0
	Clean Fuel Formula Program (5308)									\$0
	Elderly & Persons with Disabilities Formula Program (5310)									\$0
	Fixed Guideway Modernization (5309a)									\$0
	Intercity Bus (5311f)									\$0
	Job Access and Reverse Commute Program (5316)	\$33	\$33							\$33
	Metropolitan Planning (5303)									\$0
	New and Small Starts (Capital Investment Grants) (5309b)									\$0
	New Freedom (5317)	\$2	\$2							\$2
	Nonurbanized Area Formula Program (5311)	\$268	\$374	\$268	\$268	\$268	\$268	\$268	\$268	\$1,178
	Public Transportation on Indian Reservation (5311c)									\$0
	Transit in the Parks (5320)									\$0
	Urbanized Area Formula Program (5307)	\$813	\$813	\$829	\$829	\$844	\$844	\$861	\$861	\$3,347
Other (Please specify - Add additional lines if needed)										\$0
Federal Transit Total	\$1,116	\$1,222	\$1,097	\$1,097	\$1,112	\$1,112	\$1,129	\$1,129	\$4,560	
FEDERAL HIGHWAY	Federal Highway Non-Discretionary									
	Congestion Mitigation and Air Quality (CMAQ)	\$1,542	\$1,542	\$1,570	\$1,570	\$1,598	\$1,598	\$1,627	\$1,627	\$6,337
	Surface Transportation Program (Regional)									\$0
	High Risk Rural Road (HRRR)									\$0
	Highway Bridge Program (HBP)	\$3,500	\$703	\$0	\$112					\$815
	Highway Safety Improvement Program (HSIP)			\$32	\$32					\$32
	Railway (Section 130)									\$0
	Safe Routes to School (SRTS) (SAFETEA-LU)			\$291	\$291					\$291
	Safe Routes to School (SR2S)									\$0
	Transportation Improvements (TI)									\$0
	Federal Lands Highway									\$0
	Other (Please specify - Add additional lines if needed)									\$0
	Subtotal	\$5,042	\$2,245	\$1,893	\$2,005	\$1,598	\$1,598	\$1,627	\$1,627	\$7,475
	Federal Highway Discretionary Programs									
	Bridge Discretionary Program									\$0
	Corridor Infrastructure Improvement Program (SAFETEA-LU Sec. 1302)									\$0
	Coordinated Border Infrastructure (SAFETEA-LU Sec.1303)									\$0
Ferry Boat Discretionary									\$0	
High Priority Projects (HPP) and Demo									\$0	
National Scenic Byways Program									\$0	
Projects of National/Regional Significance (SAFETEA-LU Sec. 1301)									\$0	
Public Lands Highway									\$0	
Recreational Trails									\$0	
Transportation and Community and System Preservation Program									\$0	
Other (Please specify - Add additional lines if needed)									\$0	
Subtotal	\$0	\$0	\$0	\$0	\$0	\$0	\$0	\$0	\$0	
Federal Highway Total	\$5,042	\$2,245	\$1,893	\$2,005	\$1,598	\$1,598	\$1,627	\$1,627	\$7,475	
FEDERAL TOTAL²	\$6,158	\$3,467	\$2,990	\$3,102	\$2,710	\$2,710	\$2,756	\$2,756	\$12,035	
INNOVATIVE FINANCE ³	TIFIA (Transportation Infrastructure Finance and Innovation Act)									\$0
	State Infrastructure Bank									\$0
	Section 129 Loans									\$0
	Rail Rehab & Improvement Financing									\$0
	Private Activity Bonds									\$0
	Private Concession Fees									\$0
	Private Donations									\$0
	Program Income (from a federal project)									\$0
Other (Please specify - Add additional lines if needed)									\$0	
Innovative Financing Total	\$0	\$0	\$0	\$0	\$0	\$0	\$0	\$0	\$0	
REVENUE TOTAL	\$30,113	\$27,726	\$98,701	\$98,888	\$6,551	\$6,553	\$4,613	\$5,058	\$138,225	

NOTES:

- ¹Regional: Some MPOs may not have regional fund sources. In these cases, data is shown as "zero" or not applicable.
- ²Federal Total: Is the sum of federal highway and federal transit programs.
- ³Innovative Finance: Toll revenues are included under local and regional while GARVEE bond revenues are included under state.
- ⁴Proposition 1B: Subtotal is a sum of funding for various programs funded under proposition 1B except for STIP Augmentation and SHOPP Augmentation.
- *Note: STIP/SHOPP funding coming from prior STIP/SHOPP programs.

TABLE 2: PROGRAMMED

State of California
2010/11-2013/14 Federal Transportation Improvement Program
MPO: MCTC
Amendment No. 1
(\$'s in \$1,000)

FUNDING SOURCE		2010/11		2011/12		2012/13		2013/14		CURRENT TOTAL
		Previous	Current	Previous	Current	Previous	Current	Previous	Current	
	Local Total	\$1,579	\$1,859	\$5,484	\$5,499	\$3,745	\$3,745	\$1,761	\$1,761	\$12,864
REGIONAL ¹	Tolls	\$0	\$0	\$0	\$0	\$0	\$0	\$0	\$0	\$0
	-- Bridge									\$0
	-- Corridor									\$0
	Regional Transit Fares/Measures									\$0
	Regional Sales Tax	\$3,600	\$3,600	\$2,480	\$2,480					\$6,080
	Regional Bond Revenue									\$0
	Regional Gas Tax									\$0
	Vehicle Registration Fees (CARB Fees, SAFE)									\$0
Other (Please specify - Add additional lines if needed)									\$0	
	Regional Total	\$3,600	\$3,600	\$2,480	\$2,480	\$0	\$0	\$0	\$0	\$6,080
STATE	State Highway Operations and Protection Program (SHOPP-Grand Total)	\$9,402	\$9,402	\$39,147	\$39,147	\$0	\$0	\$0	\$0	\$48,549
	SHOPP (Including Augmentation)	\$9,402	\$9,402	\$39,147	\$39,147					\$48,549
	SHOPP Prior ⁶									\$0
	SHOPP Minor									\$0
	State Transportation Improvement Program (Grand Total: STIP, STIP Prior, TE)	\$6,300	\$6,324	\$200	\$260	\$96	\$98	\$96	\$541	\$7,223
	STIP (Including Augmentation)	\$6,300	\$6,300	\$200	\$200	\$96	\$96	\$96	\$96	\$6,692
	<i>Transportation Enhancement</i>	\$0	\$24	\$0	\$60	\$0	\$2	\$0	\$445	\$531
	STIP Prior ⁶									\$0
	<i>Transportation Enhancement</i>									\$0
	Proposition 1 B ¹			\$48,400	\$48,400					\$48,400
	GARVEE Bonds (Includes Debt Service Payments)									\$0
	Highway Maintenance (HM)	\$3,074	\$3,074							\$3,074
Traffic Congestion Relief Program (TCRP)									\$0	
State Transit Assistance (STA) (e.g., population/revenue based, Prop 42)									\$0	
Other (Please specify - Add additional lines if needed)									\$0	
	State Total	\$18,776	\$18,800	\$87,747	\$87,807	\$96	\$98	\$96	\$541	\$107,246

TABLE 2: PROGRAMMED

State of California
2010/11-2013/14 Federal Transportation Improvement Program
MPO: MCTC
Amendment No. 1
(\$'s in \$1,000)

FUNDING SOURCE		2010/11		2011/12		2012/13		2013/14		CURRENT TOTAL
		Previous	Current	Previous	Current	Previous	Current	Previous	Current	
FEDERAL TRANSIT	Bus and Bus Related Grants (5309c)									\$0
	Clean Fuel Formula Program (5308)									\$0
	Elderly & Persons with Disabilities Formula Program (5310)									\$0
	Fixed Guideway Modernization (5309a)									\$0
	Intercity Bus (5311f)									\$0
	Job Access and Reverse Commute Program (5316)	\$33	\$33							\$33
	Metropolitan Planning (5303)									\$0
	New and Small Starts (Capital Investment Grants) (5309b)									\$0
	New Freedom (5317)	\$2	\$2							\$2
	Nonurbanized Area Formula Program (5311)	\$268	\$374	\$268	\$268	\$268	\$268	\$268	\$268	\$1,178
	Public Transportation on Indian Reservation (5311c)									\$0
	Transit in the Parks (5320)									\$0
	Urbanized Area Formula Program (5307)	\$813	\$813	\$829	\$829	\$844	\$844	\$861	\$861	\$3,347
	Other (Please specify - Add additional lines if needed)									\$0
Federal Transit Total	\$1,116	\$1,222	\$1,097	\$1,097	\$1,112	\$1,112	\$1,129	\$1,129	\$4,560	
FEDERAL HIGHWAY	Federal Highway Non-Discretionary									
	Congestion Mitigation and Air Quality (CMAQ)	\$1,521	\$1,521	\$1,548	\$1,548	\$1,598	\$1,598	\$1,627	\$1,627	\$6,294
	Surface Transportation Program (Regional)									\$0
	High Risk Rural Road (HRRR)									\$0
	Highway Bridge Program (HBP)	\$3,500	\$703	\$0	\$112					\$815
	Highway Safety Improvement Program (HSIP)			\$32	\$32					\$32
	Railway (Section 130)									\$0
	Safe Routes to School (SRTS) (SAFETEA-LU)			\$291	\$291					\$291
	Safe Routes to School (SR2S)									\$0
	Transportation Improvements (TI)									\$0
	Federal Lands Highway									\$0
	Other (Please specify - Add additional lines if needed)									\$0
	Subtotal	\$5,021	\$2,224	\$1,871	\$1,983	\$1,598	\$1,598	\$1,627	\$1,627	\$7,432
	Federal Highway Discretionary Programs									
	Bridge Discretionary Program									\$0
	Corridor Infrastructure Improvement Program (SAFETEA-LU Sec. 1302)									\$0
	Coordinated Border Infrastructure (SAFETEA-LU Sec.1303)									\$0
Ferry Boat Discretionary									\$0	
High Priority Projects (HPP) and Demo									\$0	
National Scenic Byways Program									\$0	
Projects of National/Regional Significance (SAFETEA-LU Sec. 1301)									\$0	
Public Lands Highway									\$0	
Recreational Trails									\$0	
Transportation and Community and System Preservation Program									\$0	
Other (Please specify - Add additional lines if needed)									\$0	
Subtotal	\$0	\$0	\$0	\$0	\$0	\$0	\$0	\$0	\$0	
Federal Highway Total	\$5,021	\$2,224	\$1,871	\$1,983	\$1,598	\$1,598	\$1,627	\$1,627	\$7,432	
FEDERAL TOTAL²	\$6,137	\$3,446	\$2,968	\$3,080	\$2,710	\$2,710	\$2,756	\$2,756	\$11,992	
INNOVATIVE FINANCE ³	TIFIA (Transportation Infrastructure Finance and Innovation Act)									\$0
	State Infrastructure Bank									\$0
	Section 129 Loans									\$0
	Rail Rehab & Improvement Financing									\$0
	Private Activity Bonds									\$0
	Private Concession Fees									\$0
	Private Donations									\$0
	Program Income (from a federal project)									\$0
Other (Please specify - Add additional lines if needed)									\$0	
Innovative Financing Total	\$0	\$0	\$0	\$0	\$0	\$0	\$0	\$0	\$0	
PROGRAMMED TOTAL	\$30,092	\$27,705	\$98,679	\$98,866	\$6,551	\$6,553	\$4,613	\$5,058	\$138,182	

NOTES:

- ¹Regional: Some MPOs may not have regional fund sources. In these cases, data is shown as "zero" or not applicable
- ²Federal Total: Is the sum of federal highway and federal transit programs.
- ³Innovative Finance: Toll revenues are included under local and regional while GARVEE bond revenues are included under state.
- ⁴Proposition 1B: Subtotal is a sum of funding for various programs funded under proposition 1B except for STIP Augmentation and SHOPP Augmentation.
- *Note: STIP/SHOPP funding coming from prior STIP/SHOPP programs.

TABLE 3: REVENUE - PROGRAMMED

State of California
2010/11-2013/14 Federal Transportation Improvement Program
MPO: MCTC
Amendment No. 1
(\$'s in \$1,000)

FUNDING SOURCE		2010/11								2011/12								2012/13								2013/14								CURRENT TOTAL
		Previous		Current		Previous		Current		Previous		Current		Previous		Current		Previous		Current														
	Local Total	\$0		\$0		\$0		\$0		\$0		\$0		\$0		\$0		\$0		\$0		\$0		\$0		\$0								
REGIONAL	Tolls	\$0		\$0		\$0		\$0		\$0		\$0		\$0		\$0		\$0		\$0		\$0		\$0		\$0								
	-- Bridge	\$0		\$0		\$0		\$0		\$0		\$0		\$0		\$0		\$0		\$0		\$0		\$0		\$0								
	-- Corridor	\$0		\$0		\$0		\$0		\$0		\$0		\$0		\$0		\$0		\$0		\$0		\$0		\$0								
	Regional Transit Fares/Measures	\$0		\$0		\$0		\$0		\$0		\$0		\$0		\$0		\$0		\$0		\$0		\$0		\$0								
	Regional Sales Tax	\$0		\$0		\$0		\$0		\$0		\$0		\$0		\$0		\$0		\$0		\$0		\$0		\$0								
	Regional Bond Revenue	\$0		\$0		\$0		\$0		\$0		\$0		\$0		\$0		\$0		\$0		\$0		\$0		\$0								
	Regional Gas Tax	\$0		\$0		\$0		\$0		\$0		\$0		\$0		\$0		\$0		\$0		\$0		\$0		\$0								
	Vehicle Registration Fees (CARB Fees, SAFE)	\$0		\$0		\$0		\$0		\$0		\$0		\$0		\$0		\$0		\$0		\$0		\$0		\$0								
	Other (Please specify - Add additional lines if needed)	\$0		\$0		\$0		\$0		\$0		\$0		\$0		\$0		\$0		\$0		\$0		\$0		\$0								
		Regional Total	\$0		\$0		\$0		\$0		\$0		\$0		\$0		\$0		\$0		\$0		\$0		\$0		\$0							
STATE	State Highway Operations and Protection Program (SHOPP-Grand Total)	\$0		\$0		\$0		\$0		\$0		\$0		\$0		\$0		\$0		\$0		\$0		\$0		\$0								
	SHOPP (Including Augmentation)	\$0		\$0		\$0		\$0		\$0		\$0		\$0		\$0		\$0		\$0		\$0		\$0		\$0								
	SHOPP Prior*	\$0		\$0		\$0		\$0		\$0		\$0		\$0		\$0		\$0		\$0		\$0		\$0		\$0								
	SHOPP Minor	\$0		\$0		\$0		\$0		\$0		\$0		\$0		\$0		\$0		\$0		\$0		\$0		\$0								
	State Transportation Improvement Program (Grand Total: STIP, STIP Prior, TE)	\$0		\$0		\$0		\$0		\$0		\$0		\$0		\$0		\$0		\$0		\$0		\$0		\$0								
	STIP (Including Augmentation)	\$0		\$0		\$0		\$0		\$0		\$0		\$0		\$0		\$0		\$0		\$0		\$0		\$0								
	Transportation Enhancement	\$0		\$0		\$0		\$0		\$0		\$0		\$0		\$0		\$0		\$0		\$0		\$0		\$0								
	STIP Prior*	\$0		\$0		\$0		\$0		\$0		\$0		\$0		\$0		\$0		\$0		\$0		\$0		\$0								
	Transportation Enhancement	\$0		\$0		\$0		\$0		\$0		\$0		\$0		\$0		\$0		\$0		\$0		\$0		\$0								
	Proposition 1 B ¹	\$0		\$0		\$0		\$0		\$0		\$0		\$0		\$0		\$0		\$0		\$0		\$0		\$0								
	GARVEE Bonds (Includes Debt Service Payments)	\$0		\$0		\$0		\$0		\$0		\$0		\$0		\$0		\$0		\$0		\$0		\$0		\$0								
	Highway Maintenance (HM)	\$0		\$0		\$0		\$0		\$0		\$0		\$0		\$0		\$0		\$0		\$0		\$0		\$0								
	Traffic Congestion Relief Program (TCRP)	\$0		\$0		\$0		\$0		\$0		\$0		\$0		\$0		\$0		\$0		\$0		\$0		\$0								
	State Transit Assistance (STA)	\$0		\$0		\$0		\$0		\$0		\$0		\$0		\$0		\$0		\$0		\$0		\$0		\$0								
	(e.g., population/revenue based, Prop 42)	\$0		\$0		\$0		\$0		\$0		\$0		\$0		\$0		\$0		\$0		\$0		\$0		\$0								
	Other (Please specify - Add additional lines if needed)	\$0		\$0		\$0		\$0		\$0		\$0		\$0		\$0		\$0		\$0		\$0		\$0		\$0								
	State Total	\$0		\$0		\$0		\$0		\$0		\$0		\$0		\$0		\$0		\$0		\$0		\$0		\$0								

TABLE 3: REVENUE - PROGRAMMED

State of California
2010/11-2013/14 Federal Transportation Improvement Program
MPO: MCTC
Amendment No. 1
(\$'s in \$1,000)

FUNDING SOURCE		2010/11		2011/12		2012/13		2013/14		CURRENT TOTAL	
		Previous	Current	Previous	Current	Previous	Current	Previous	Current		
FEDERAL TRANSIT	Bus and Bus Related Grants (5309c)	\$0	\$0	\$0	\$0	\$0	\$0	\$0	\$0	\$0	
	Clean Fuel Formula Program (5308)	\$0	\$0	\$0	\$0	\$0	\$0	\$0	\$0	\$0	
	Elderly & Persons with Disabilities Formula Program (5310)	\$0	\$0	\$0	\$0	\$0	\$0	\$0	\$0	\$0	
	Fixed Guideway Modernization (5309a)	\$0	\$0	\$0	\$0	\$0	\$0	\$0	\$0	\$0	
	Intercity Bus (5311f)	\$0	\$0	\$0	\$0	\$0	\$0	\$0	\$0	\$0	
	Job Access and Reverse Commute Program (5316)	\$0	\$0	\$0	\$0	\$0	\$0	\$0	\$0	\$0	
	Metropolitan Planning (5303)	\$0	\$0	\$0	\$0	\$0	\$0	\$0	\$0	\$0	
	New and Small Starts (Capital Investment Grants) (5309b)	\$0	\$0	\$0	\$0	\$0	\$0	\$0	\$0	\$0	
	New Freedom (5317)	\$0	\$0	\$0	\$0	\$0	\$0	\$0	\$0	\$0	
	Nonurbanized Area Formula Program (5311)	\$0	\$0	\$0	\$0	\$0	\$0	\$0	\$0	\$0	
	Public Transportation on Indian Reservation (5311c)	\$0	\$0	\$0	\$0	\$0	\$0	\$0	\$0	\$0	
	Transit in the Parks (5320)	\$0	\$0	\$0	\$0	\$0	\$0	\$0	\$0	\$0	
	Urbanized Area Formula Program (5307)	\$0	\$0	\$0	\$0	\$0	\$0	\$0	\$0	\$0	
	Other (Please specify - Add additional lines if needed)	\$0	\$0	\$0	\$0	\$0	\$0	\$0	\$0	\$0	
Federal Transit Total	\$0	\$0	\$0	\$0	\$0	\$0	\$0	\$0	\$0	\$0	
FEDERAL HIGHWAY	Federal Highway Non-Discretionary										
	Congestion Mitigation and Air Quality (CMAQ)	\$21	\$21	\$22	\$22	\$0	\$0	\$0	\$0	\$43	
	Surface Transportation Program (Regional)	\$0	\$0	\$0	\$0	\$0	\$0	\$0	\$0	\$0	
	High Risk Rural Road (HRRR)	\$0	\$0	\$0	\$0	\$0	\$0	\$0	\$0	\$0	
	Highway Bridge Program (HBP)	\$0	\$0	\$0	\$0	\$0	\$0	\$0	\$0	\$0	
	Highway Safety Improvement Program (HSIP)	\$0	\$0	\$0	\$0	\$0	\$0	\$0	\$0	\$0	
	Railway (Section 130)	\$0	\$0	\$0	\$0	\$0	\$0	\$0	\$0	\$0	
	Safe Routes to School (SRTS) (SAFETEA-LU)	\$0	\$0	\$0	\$0	\$0	\$0	\$0	\$0	\$0	
	Safe Routes to School (SR2S)	\$0	\$0	\$0	\$0	\$0	\$0	\$0	\$0	\$0	
	Transportation Improvements (TI)	\$0	\$0	\$0	\$0	\$0	\$0	\$0	\$0	\$0	
	Federal Lands Highway	\$0	\$0	\$0	\$0	\$0	\$0	\$0	\$0	\$0	
	Other (Please specify - Add additional lines if needed)	\$0	\$0	\$0	\$0	\$0	\$0	\$0	\$0	\$0	
	Subtotal	\$21	\$21	\$22	\$22	\$0	\$0	\$0	\$0	\$0	\$43
	Federal Highway Discretionary Programs										
	Bridge Discretionary Program	\$0	\$0	\$0	\$0	\$0	\$0	\$0	\$0	\$0	
	Corridor Infrastructure Improvement Program (SAFETEA-LU Sec. 1302)	\$0	\$0	\$0	\$0	\$0	\$0	\$0	\$0	\$0	
	Coordinated Border Infrastructure (SAFETEA-LU Sec.1303)	\$0	\$0	\$0	\$0	\$0	\$0	\$0	\$0	\$0	
	Ferry Boat Discretionary	\$0	\$0	\$0	\$0	\$0	\$0	\$0	\$0	\$0	
	High Priority Projects (HPP) and Demo	\$0	\$0	\$0	\$0	\$0	\$0	\$0	\$0	\$0	
	National Scenic Byways Program	\$0	\$0	\$0	\$0	\$0	\$0	\$0	\$0	\$0	
	Projects of National/Regional Significance (SAFETEA-LU Sec. 1301)	\$0	\$0	\$0	\$0	\$0	\$0	\$0	\$0	\$0	
	Public Lands Highway	\$0	\$0	\$0	\$0	\$0	\$0	\$0	\$0	\$0	
Recreational Trails	\$0	\$0	\$0	\$0	\$0	\$0	\$0	\$0	\$0		
Transportation and Community and System Preservation Program	\$0	\$0	\$0	\$0	\$0	\$0	\$0	\$0	\$0		
Other (Please specify - Add additional lines if needed)	\$0	\$0	\$0	\$0	\$0	\$0	\$0	\$0	\$0		
Subtotal	\$0	\$0	\$0	\$0	\$0	\$0	\$0	\$0	\$0	\$0	
Federal Highway Total	\$21	\$21	\$22	\$22	\$0	\$0	\$0	\$0	\$0	\$43	
FEDERAL TOTAL²	\$21	\$21	\$22	\$22	\$0	\$0	\$0	\$0	\$0	\$43	
INNOVATIVE FINANCE ³	TIFIA (Transportation Infrastructure Finance and Innovation Act)	\$0	\$0	\$0	\$0	\$0	\$0	\$0	\$0	\$0	
	State Infrastructure Bank	\$0	\$0	\$0	\$0	\$0	\$0	\$0	\$0	\$0	
	Section 129 Loans	\$0	\$0	\$0	\$0	\$0	\$0	\$0	\$0	\$0	
	Rail Rehab & Improvement Financing	\$0	\$0	\$0	\$0	\$0	\$0	\$0	\$0	\$0	
	Private Activity Bonds	\$0	\$0	\$0	\$0	\$0	\$0	\$0	\$0	\$0	
	Private Concession Fees	\$0	\$0	\$0	\$0	\$0	\$0	\$0	\$0	\$0	
	Private Donations	\$0	\$0	\$0	\$0	\$0	\$0	\$0	\$0	\$0	
	Program Income (from a federal project)	\$0	\$0	\$0	\$0	\$0	\$0	\$0	\$0	\$0	
	Other (Please specify - Add additional lines if needed)	\$0	\$0	\$0	\$0	\$0	\$0	\$0	\$0	\$0	
Innovative Financing Total	\$0	\$0	\$0	\$0	\$0	\$0	\$0	\$0	\$0	\$0	
REVENUE - PROGRAMMED TOTAL	\$21	\$21	\$22	\$22	\$0	\$0	\$0	\$0	\$0	\$43	

NOTES:

¹Regional: Some MPOs may not have regional fund sources. In these cases, data is shown as "zero" or not applicable.

²Federal Total: Is the sum of federal highway and federal transit programs.

³Innovative Finance: Toll revenues are included under local and regional while GARVEE bond revenues are included under state.


⁴Proposition 1B: Subtotal is a sum of funding for various programs funded under proposition 1B except for STIP Augmentation and SHOPP Augmentation.

*Note: STIP/SHOPP funding coming from prior STIP/SHOPP programs.

Attachment 3
Public Notice and Resolution

Proof of Publication

(2015.5 C.C.P.)



NOTICE OF PUBLIC HEARING

JAN. 19, 2011

RE: DRAFT AMEND. #1, FTIP

NOTICE OF PUBLIC HEARING ON THE DRAFT AMENDMENT #1 TO THE 2011 FEDERAL TRANSPORTATION IMPROVEMENT PROGRAM

NOTICE IS HEREBY GIVEN that the Madera County Transportation Commission (MCTC) will hold a public hearing on January 19, 2011 at 3 p.m. at the MCTC Board Room at 2001 Howard Road, Suite 201, Madera, CA 93637 regarding the Draft Amendment #1 to the 2011 Federal Transportation Improvement Program (Interim FTIP). The purpose of the hearing is to receive public comments.

- The 2011 FTIP is a listing of capital improvement and operational expenditures utilizing federal and state monies for transportation projects in Madera County during the next four years that are eligible to proceed without a conformity determination.

- The Draft Amendment #1 to the 2011 FTIP is a Type 3 amendment that contains project phases and/or projects that have been determined to be exempt from the requirement that a conformity determination and/or regional emissions analysis be performed per 40 CFR 93.126, 93.127, or 93.128. Because the projects are exempt, no further conformity determination is required.

A concurrent 7-day public review and comment period will commence on January 12, 2011 and conclude January 19, 2011 at 3:00pm. The draft documents are available for review at the MCTC office, located at 2001 Howard Road, Suite 201, Madera, CA 93637 and on the MCTC website at <http://www.maderactc.org/>.

Public comments are welcomed at the hearing, or may be submitted in writing by 3:00pm on January 19, 2011 to Derek Winning at the address below.

After considering the comments, the documents will be considered for adoption, by resolution, by the Madera County Transportation Commission at a regularly scheduled meeting to be held on January 19, 2011. The documents will then be submitted to state and federal agencies for approval.

Contact Person:

Derek Winning, Deputy Director
Madera County Transportation
Commission
2001 Howard Road, Suite 201
Madera, CA 93637
(559) 975-9465
derek@maderactc.org
No. 16642 - Jan. 12, 2011

STATE OF CALIFORNIA)
) ss.
County of Madera)

I am a citizen of the United States and a resident of the County aforesaid; I am over the age of eighteen years, and not a party to or interested in the above entitled matter. I am the principal clerk of the printer of the Madera Tribune, a newspaper of general circulation, published in the City of Madera, County of Madera, and which newspaper has been adjudged a newspaper of general circulation by the Superior Court of the County of Madera, State of California, under the date of November 9, 1966, Case Number 4875 that the notice, of which the annexed is a printed copy, has been published in each regular and entire issue of said newspaper and not in any supplement thereof on the following dates, to wit:

JANUARY 12, 2011

I certify (or declare) under penalty of perjury that the foregoing is true and correct.

A handwritten signature in cursive script, appearing to read "Ellen Beaud", written over a horizontal line.

Signature

Date: January 12, 2011

1
2 BEFORE
3 THE COMMISSIONERS OF THE MADERA COUNTY TRANSPORTATION COMMISSION
4 COUNTY OF MADERA, STATE OF CALIFORNIA
5
6

7 In the matter of) Resolution No. 10-12
8 **The 2011 FEDERAL**) **Amendment No. 1**
9 **TRANSPORTATION**) **Formal Amendment**
10 **IMPROVEMENT PROGRAM**) **Type 3**
11 _____)

12
13
14 **WHEREAS**, the Madera County Transportation Commission (MCTC) is a Regional
15 Transportation Planning Agency and a Metropolitan Planning Organization, pursuant to State and Federal
16 designation; and

17
18 **WHEREAS**, federal planning regulations require Metropolitan Planning Organizations to
19 prepare and adopt a long range Regional Transportation Plan (RTP) for their region; and

20
21 **WHEREAS**, federal planning regulations require that Metropolitan Planning Organizations
22 prepare and adopt a Federal Transportation Improvement Program (FTIP) for their region; and

23
24 **WHEREAS**, Amendment #1 to the 2011 Federal Transportation Improvement Program (Interim
25 FTIP) has been prepared to comply with Federal and State requirements for local projects and through a
26 cooperative process between the Federal Highway Administration (FHWA), the Federal Transit Administration
27 (FTA), the State Department of Transportation (Caltrans), principal elected officials of general purpose local
28 governments and their staffs, and public owner operators of mass transportation services acting through the MCTC
29 forum and general public involvement; and

30
31 **WHEREAS**, Amendment #1 to the FTIP program listing is consistent with: 1) the 2011
32 Regional Transportation Plan; 2) the 2010 State Transportation Improvement Program; and 3) the Corresponding
33 Conformity Analysis; and

34
35 **WHEREAS**, Amendment #1 to the 2011 FTIP contains the MPO's certification of the
36 transportation planning process assuring that all federal requirements have been fulfilled; and

37
38 **WHEREAS**, Amendment #1 to the 2011 FTIP meets all applicable transportation planning
39 requirements per 23 CFR Part 450.

40
41 **WHEREAS**, Amendment #1 adds projects or projects changes to the 2011 FTIP that are
42 determined to be exempt from the requirement that a conformity determination and/or regional
43 emissions analysis be performed per 40 CFR 93.126, 93.127, or 93.128. ; and

44
45 **WHEREAS**, projects submitted in Amendment #1 to the 2011 FTIP must be financially
46 constrained and the financial plan affirms that funding is available; and

47
48 **WHEREAS**, Amendment #1 to the 2011 FTIP is consistent with the adopted Conformity
49 Analysis for the 2011 Federal Transportation Improvement Program and the 2011 Regional Transportation Plan;
50 and

51
52 **WHEREAS**, Amendment #1 to the 2011 FTIP does not interfere with the timely
53 implementation of the Transportation Control Measures; and
54

1
2
3
4
5
6
7
8
9
10
11
12
13
14
15
16
17
18
19
20
21
22
23
24
25
26
27
28
29
30
31
32
33
34
35
36
37
38

WHEREAS, Amendment #1 to the FTIP conforms to the applicable SIPs; and

WHEREAS, the documents have been widely circulated and reviewed by MCTC advisory committees representing the technical and management staffs of the member agencies; representatives of other governmental agencies, including State and Federal; representatives of special interest groups; representatives of the private business sector; and residents of Madera County consistent with public participation process adopted by MCTC; and


WHEREAS, a public hearing was conducted on January 19, 2011 to hear and consider comments on Amendment #1 to the 2011 FTIP; and

NOW, THEREFORE, BE IT RESOLVED, that MCTC adopts Amendment #1 to the 2011 FTIP.


BE IT FURTHER RESOLVED, that the MCTC finds that the 2011 Regional Transportation Plan and Amendment #1 to the 2011 FTIP are in conformity with the requirements of the Federal Clean Air Act Amendments and applicable State Implementation Plan for air quality.

The foregoing resolution was adopted by the MCTC Policy Board this 19 day of January, 2011 by the following vote:

- Commissioner Poythress voted: Yes
- Commissioner Wheeler voted: Yes
- Commissioner Armentrout voted: Absent
- Commissioner Bigelow voted: Absent
- Commissioner Rodriquez voted: Yes
- Commissioner Kopshever voted: Yes
- ~~Commissioner Hebert~~
- Alt. Commissioner Rogers voted Yes



Chairman, Madera County Transportation Commission



Executive Director, Madera County Transportation Commission

**Lump Sum
Back-up Listing**

2008/9-2013/14 Highway Bridge Program

See the appropriate FTIP/FSTIP for current funding commitments. This listing provides the backup project information to support the lump sum amounts programmed in the FTIP.

11/10/2010, 4:23 PM

- Notes:
- 1) This is the FTIP lump sum "backup" list for HBP funded projects. Please see the Local Assistance web site for the most current listings.
 - 2) The purpose of this list is to show which projects being advanced by local agencies have met the eligibility requirements of the federal Highway Bridge Program and have been prioritized for funding by the Department in cooperation with local agencies for funding.
 - 3) Guaranteed funding levels are determined at time of federal authorization and obligation for given phase of work. For details see Chapter 3 of the Local Assistance Procedures Manual.
 - 4) For FTIP/FSTIP purposes, Federal Highway Bridge Program (HBP) funding constraint is managed by Caltrans.
 - 5) Prop 1B bond funds for the Local Seismic Safety Retrofit Program (LSSRP) used for matching federal funds are also managed by Caltrans.
 - 6) Financial constraint of LOCAL matching funds (including regional STIP funds) and LOCAL Advance Construction (AC) is the responsibility of the MPOs and their local agencies.
 - 7) Some projects show that they are programmed using State STP funds. These funds are HBP funds transferred to the STP for bridge work that is not ordinarily eligible for HBP funds. See the HB Program Guidelines for details. Do not confuse these STP funds with Regional STP funds.

2008/9-2013/14 Highway Bridge Program

See the appropriate FTIP/FSTIP for current funding commitments. This listing provides the backup project information to support the lump sum amounts programmed in the FTIP.

District: 06 County: Madera
 Responsible Agency HBP-ID Project Description

Madera 3709 PM000054, Bridge Preventive Maintenance Program, various locations in the City of Madera. See Caltrans Local Assistance HBP web site for backup list of bridges.

Project #:

Phase Summary:	Prior	8/9	9/10	10/11	11/12	12/13	13/14	Beyond	Total
PE				42,250					42,250
RWV									
CON					126,750				126,750
Total				42,250	126,750				169,000
Fund Source Summary:									
Prior		8/9	9/10	10/11	11/12	12/13	13/14	Beyond	Total
Fed \$				37,404	112,212				149,616
Local Match				4,846	14,538				19,384
LSSRP Bond									
Local AC									
Total				42,250	126,750				169,000
PE Summary:									
Prior		8/9	9/10	10/11	11/12	12/13	13/14	Beyond	Total
Fed \$				37,404					37,404
Local Match				4,846					4,846
LSSRP Bond									
Local AC									
Total				42,250					42,250
CON Summary:									
Prior		8/9	9/10	10/11	11/12	12/13	13/14	Beyond	Total
Fed \$					112,212				112,212
Local Match					14,538				14,538
LSSRP Bond									
Local AC									
Total					126,750				126,750

2008/9-2013/14 Highway Bridge Program

See the appropriate FTIP/STIP for current funding commitments. This listing provides the backup project information to support the lump sum amounts programmed in the FTIP.

District: 06 County: Madera HBP-ID Project Description

Madera County 495 BRIDGE NO. 41C0006, ROAD 28, OVER COTTONWOOD CREEK, 0.6 MI N OF AVE 10. Replace 2 lane bridge with new 2 lane bridge.
4/5/2010: Toll Credits programmed for Con.

Project #:

5941(004)

Phase Summary:	Prior	8/9	9/10	10/11	11/12	12/13	13/14	Beyond	Total
PE	75,000								75,000
R/W	16,000		92,500						108,500
CON			1,629,000						1,629,000
Total	91,000		1,721,500						1,812,500
Fund Source Summary:	Prior	8/9	9/10	10/11	11/12	12/13	13/14	Beyond	Total
Fed \$	74,165		1,710,880						1,785,055
Local Match	16,835		10,610						27,445
LSSRP Bond									
Local AC									
Total	91,000		1,721,500						1,812,500

PE Summary:	Prior	8/9	9/10	10/11	11/12	12/13	13/14	Beyond	Total
Fed \$	60,000								60,000
Local Match	15,000								15,000
LSSRP Bond									
Local AC									
Total	75,000								75,000

R/W Summary:	Prior	8/9	9/10	10/11	11/12	12/13	13/14	Beyond	Total
Fed \$	14,165		81,890						96,055
Local Match	1,835		10,610						12,445
LSSRP Bond									
Local AC									
Total	16,000		92,500						108,500

CON Summary:	Prior	8/9	9/10	10/11	11/12	12/13	13/14	Beyond	Total
Fed \$			1,629,000						1,629,000
Local Match									
LSSRP Bond									
Local AC									
Total			1,629,000						1,629,000

2008/9-2013/14 Highway Bridge Program

See the appropriate FTIP/FSTIP for current funding commitments. This listing provides the backup project information to support the lump sum amounts programmed in the FTIP.

District: 06 County: Madera
 Responsible Agency: HBP-ID Project Description

Madera County 3182 BRIDGE NO. 41C0020, FRESNO FLAT RD. OVER CHINA CREEK; AT CRANE VALLEY RD. Replace 2 lane bridge with 2 lane bridge plus left turn pocket. 4/5/2010: Toll Credits programmed for RW & Con.

Change!

Project #:

5941(051)

Phase Summary:	Prior	8/9	9/10	10/11	11/12	12/13	13/14	Beyond	Total
PE	113,000								113,000
R/W				50,000					50,000
CON								1,700,000	1,700,000
Total	113,000			50,000				1,700,000	1,863,000

Fund Source Summary:	Prior	8/9	9/10	10/11	11/12	12/13	13/14	Beyond	Total
Fed \$	100,039			50,000					1,850,039
Local Match	12,961								12,961
LSSRP Bond									
Local AC									
Total	113,000			50,000				1,700,000	1,863,000

PE Summary:	Prior	8/9	9/10	10/11	11/12	12/13	13/14	Beyond	Total
Fed \$	100,039								100,039
Local Match	12,961								12,961
LSSRP Bond									
Local AC									
Total	113,000								113,000

R/W Summary:	Prior	8/9	9/10	10/11	11/12	12/13	13/14	Beyond	Total
Fed \$				50,000					50,000
Local Match									
LSSRP Bond									
Local AC									
Total				50,000					50,000

CON Summary:	Prior	8/9	9/10	10/11	11/12	12/13	13/14	Beyond	Total
Fed \$								1,700,000	1,700,000
Local Match									
LSSRP Bond									
Local AC									
Total								1,700,000	1,700,000

2008/9-2013/14 Highway Bridge Program

See the appropriate FTIP/FSTIP for current funding commitments. This listing provides the backup project information to support the lump sum amounts programmed in the FTIP.

District: 06 County: Madera
 Responsible Agency: HBP-ID Project Description

Madera County 3494 BRIDGE NO. 41C0123, SCHOOL RD 427, OVER OAK CREEK, 0.1 MI E RD 418. Replace deficient two lane bridge with new two lane bridge.
 4/5/2010: Toll Credits programmed for PE & Con.

Project #:

5941(081)

Phase Summary:	Prior	8/9	9/10	10/11	11/12	12/13	13/14	Beyond	Total
PE			276,800						276,800
R/W									
CON								1,660,500	1,660,500
Total			276,800					1,660,500	1,937,300

Fund Source Summary:	Prior	8/9	9/10	10/11	11/12	12/13	13/14	Beyond	Total
Fed \$			276,800					1,660,500	1,937,300
Local Match									
LSSRP Bond									
Local AC									
Total			276,800					1,660,500	1,937,300

PE Summary:	Prior	8/9	9/10	10/11	11/12	12/13	13/14	Beyond	Total
Fed \$			276,800						276,800
Local Match									
LSSRP Bond									
Local AC									
Total			276,800						276,800

CON Summary:	Prior	8/9	9/10	10/11	11/12	12/13	13/14	Beyond	Total
Fed \$								1,660,500	1,660,500
Local Match									
LSSRP Bond									
Local AC									
Total								1,660,500	1,660,500

2008/9-2013/14 Highway Bridge Program

See the appropriate FTIP/FSTIP for current funding commitments. This listing provides the backup project information to support the lump sum amounts programmed in the FTIP.

District: 06 County: Madera
 Responsible Agency: HBP-ID Project Description

Madera County 3564 BRIDGE NO. 41C0130, ON ROAD 23, OVER DRY CREEK, 0.5 MI S OF AVE 18 1/2.

New!

Project #:

Phase Summary:	Prior	8/9	9/10	10/11	11/12	12/13	13/14	Beyond	Total
PE				366,250					366,250
R/W									
CON								1,831,250	1,831,250
Total				366,250				1,831,250	2,197,500

Fund Source Summary:	Prior	8/9	9/10	10/11	11/12	12/13	13/14	Beyond	Total
Fed \$				324,241				1,621,206	1,945,447
Local Match				42,009				210,044	252,053
LSSRP Bond									
Local AC									
Total				366,250				1,831,250	2,197,500

PE Summary:	Prior	8/9	9/10	10/11	11/12	12/13	13/14	Beyond	Total
Fed \$				324,241				1,621,206	324,241
Local Match				42,009				210,044	42,009
LSSRP Bond									
Local AC									
Total				366,250				1,831,250	366,250

CON Summary:	Prior	8/9	9/10	10/11	11/12	12/13	13/14	Beyond	Total
Fed \$								1,621,206	1,621,206
Local Match								210,044	210,044
LSSRP Bond									
Local AC									
Total								1,831,250	1,831,250

2008/9-2013/14 Highway Bridge Program

See the appropriate FTIP/FSTIP for current funding commitments. This listing provides the backup project information to support the lump sum amounts programmed in the FTIP.

District: 06 County: Madera
 Responsible Agency: HBP-ID Project Description

Madera County 1888 BRIDGE NO. 41C0139, YOSEMITE SPRINGS, OVER COARSEGOLD CREEK, 0.3 MI W/O SR 41. Replace 2 lane bridge with 2 lane bridge.
 4/5/2010: Toll Credits programmed for RW & Con. 8/2/12010: Toll credits used for RW.

Change!

Project #: 5941(046)

Phase Summary:	Prior	8/9	9/10	10/11	11/12	12/13	13/14	Beyond	Total
PE	187,125			80,875					268,000
RW				60,000					60,000
CON								1,800,000	1,800,000
Total	187,125			140,875				1,800,000	2,128,000

Fund Source Summary:	Prior	8/9	9/10	10/11	11/12	12/13	13/14	Beyond	Total
Fed \$	149,700			124,700				1,800,000	2,074,400
Local Match	37,425			16,175					53,600
LSSRP Bond									
Local AC									
Total	187,125			140,875				1,800,000	2,128,000

PE Summary:	Prior	8/9	9/10	10/11	11/12	12/13	13/14	Beyond	Total
Fed \$	149,700			64,700					214,400
Local Match	37,425			16,175					53,600
LSSRP Bond									
Local AC									
Total	187,125			80,875					268,000

RW Summary:	Prior	8/9	9/10	10/11	11/12	12/13	13/14	Beyond	Total
Fed \$				60,000					60,000
Local Match									
LSSRP Bond									
Local AC									
Total				60,000					60,000

CON Summary:	Prior	8/9	9/10	10/11	11/12	12/13	13/14	Beyond	Total
Fed \$								1,800,000	1,800,000
Local Match									
LSSRP Bond									
Local AC									
Total								1,800,000	1,800,000

2008/9-2013/14 Highway Bridge Program

See the appropriate FTIP/FSTIP for current funding commitments. This listing provides the backup project information to support the lump sum amounts programmed in the FTIP.

District: 06 County: Madera
 Responsible Agency: HBP-ID Project Description

Madera County 3662 BRIDGE NO. 41C0149, AVENUE 16.5 OVER DRY CREEK, AT ROAD 19. Replace 2 lane bridge with 2 lane bridge - Toll Credits programmed for PE & CON.

New!

Project #:

Phase Summary:	Prior	8/9	9/10	10/11	11/12	12/13	13/14	Beyond	Total
PE				166,750					166,750
RAW									
CON								833,750	833,750
Total				166,750				833,750	1,000,500
Fund Source Summary:									
Prior		8/9	9/10	10/11	11/12	12/13	13/14	Beyond	Total
Fed \$				166,750				833,750	1,000,500
Local Match									
LSSRP Bond									
Local AC									
Total				166,750				833,750	1,000,500
PE Summary:									
Prior		8/9	9/10	10/11	11/12	12/13	13/14	Beyond	Total
Fed \$				166,750					166,750
Local Match									
LSSRP Bond									
Local AC									
Total				166,750					166,750
CON Summary:									
Prior		8/9	9/10	10/11	11/12	12/13	13/14	Beyond	Total
Fed \$								833,750	833,750
Local Match									
LSSRP Bond									
Local AC									
Total								833,750	833,750

2008/9-2013/14 Highway Bridge Program

See the appropriate FTIP/FSTIP for current funding commitments. This listing provides the backup project information to support the lump sum amounts programmed in the FTIP.

District: 06 County: Madera
 Responsible Agency HBP-ID Project Description

MPO Summary: Madera County Transportation Commission

Number of Projects: 7

Totals:

	Prior	8/9	9/10	10/11	11/12	12/13	13/14	Beyond	Total
Fed \$	323,904		1,987,690	703,095	112,212			7,615,456	10,742,356
Local Match	67,221		10,610	63,030	14,538			210,044	365,444
LSSRP Bond									
Local AC									
Total for all Phases	391,125		1,998,300	766,125	126,750			7,825,500	11,107,800